

2C




Swingarm Inspection

Refer to [Swingarm Removal and Installation](#).

Spacers

Inspect the spacers for wear and damage. If any defects are found, replace the spacers with new ones.



Chain Buffer

Inspect the chain buffer for wear and damage. If any defect is found, replace the chain buffer with a new one.





Plate

Inspect the plate for damage and excessive bend. If any defect is found, replace the plate with a new one.



Swingarm Bearing

- 1) Insert the spacers into bearings.
- 2) Check the play by moving the spacers up and down. If excessive play is noted, replace the bearings with new ones. 



Swingarm

Inspect the swingarm for damage. If any defect is found, replace the swingarm with a new one.



Swingarm Pivot Shaft

Using a dial gauge, check the swingarm pivot shaft runout. If the runout exceeds the service limit, replace the pivot shaft.

Special Tool

(A): [09900-20607](#)

(B): [09900-20701](#)

(C): [09900-21304](#)

Swingarm pivot shaft runout

Service limit: 0.3 mm (0.01 in)

